

DDS Community & Provider Forum: COVID-19 Data

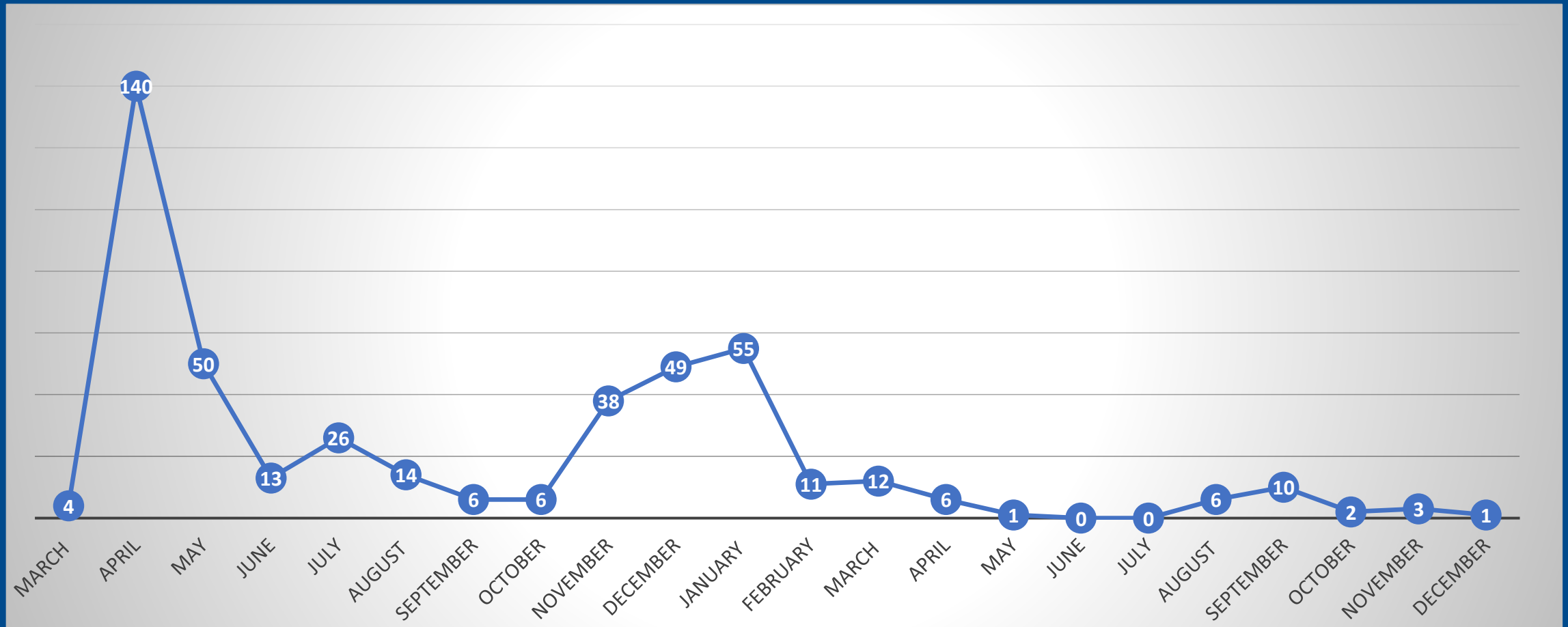


LIFE. YOUR WAY.
Department on
Disability Services

12/10/2021

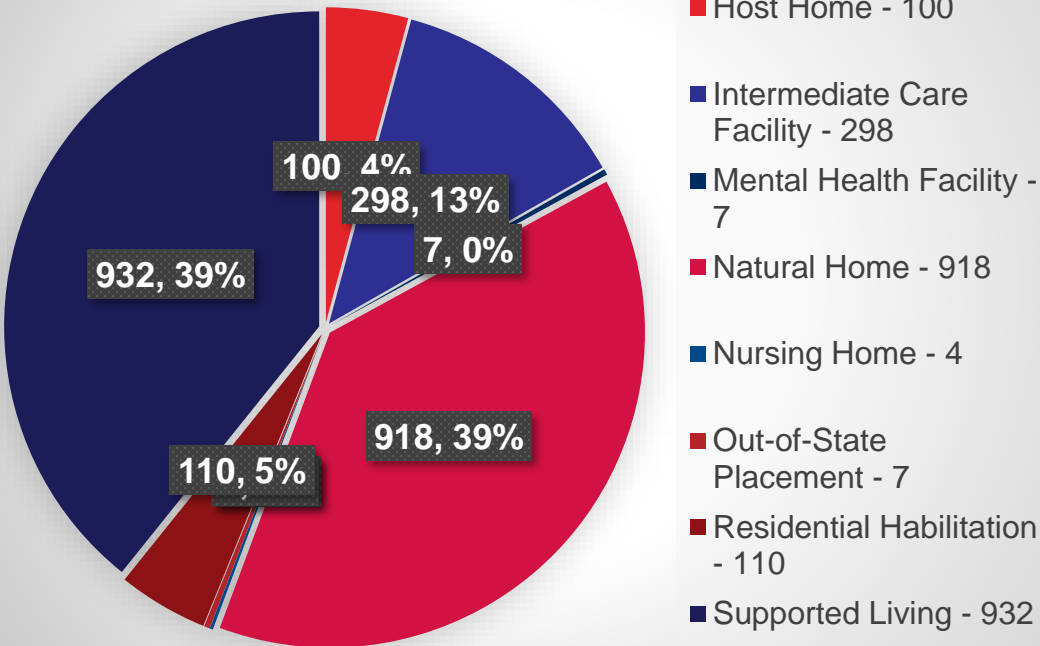
WE ARE WASHINGTON GOVERNMENT OF THE
DISTRICT OF COLUMBIA
DC MURIEL BOWSER, MAYOR

People Diagnosed with COVID – by Month of Diagnosis (total 450*)

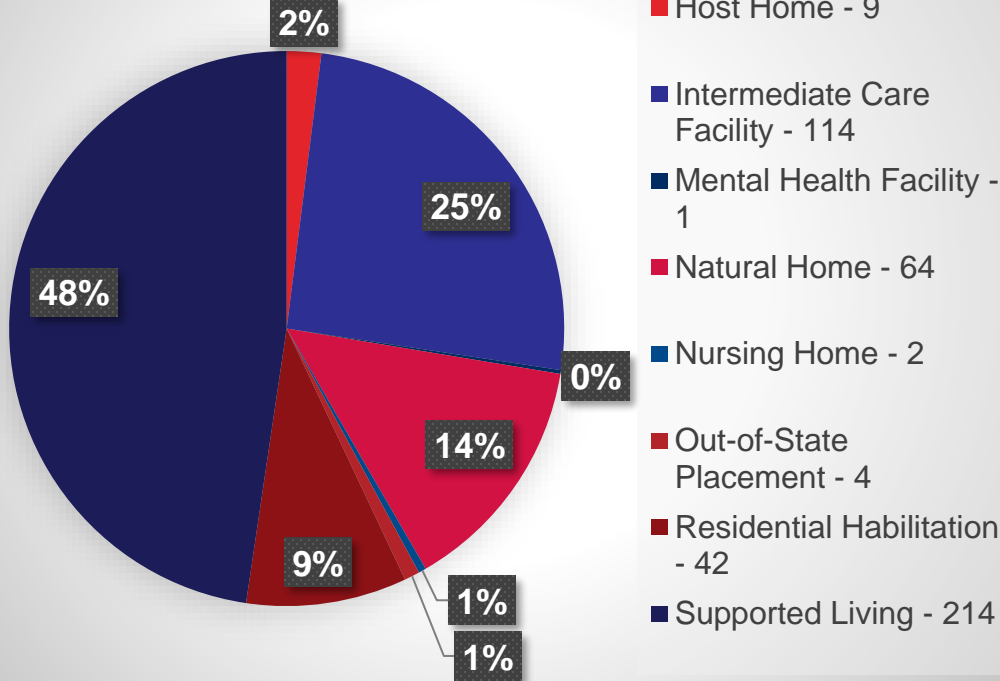


COVID-19 Infections by Placement Type

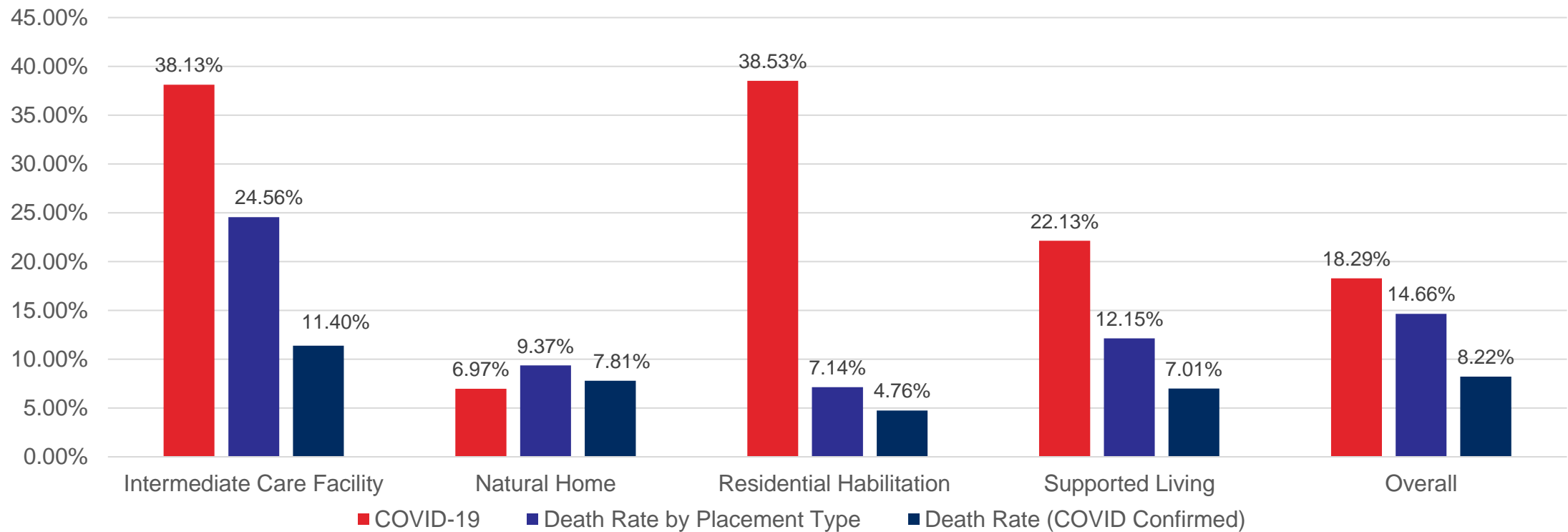
Placement Type - Total



Placement Type

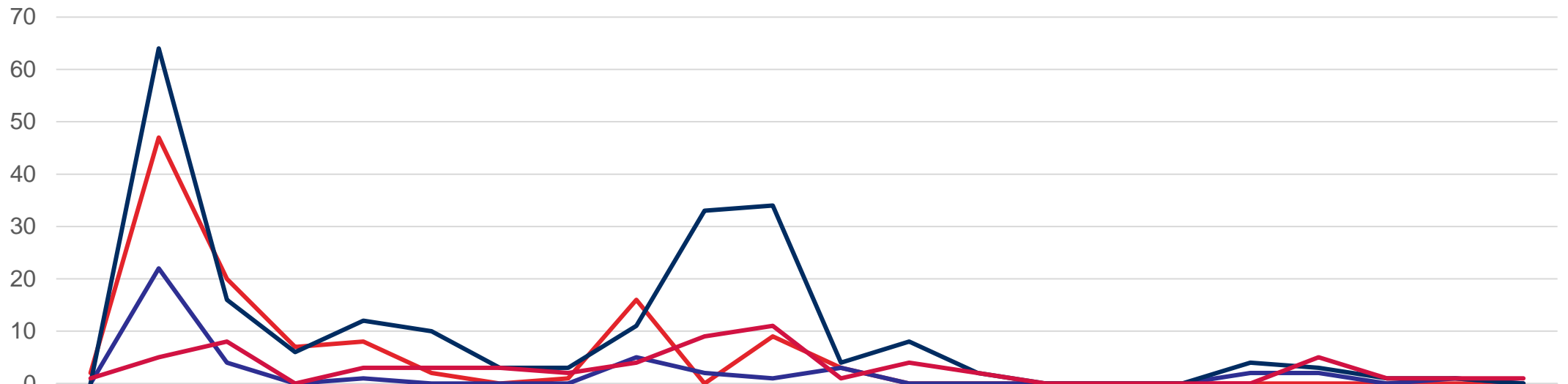


COVID-19 Infection Rate and Death Rate by Placement Type



COVID-19 by Placement Type

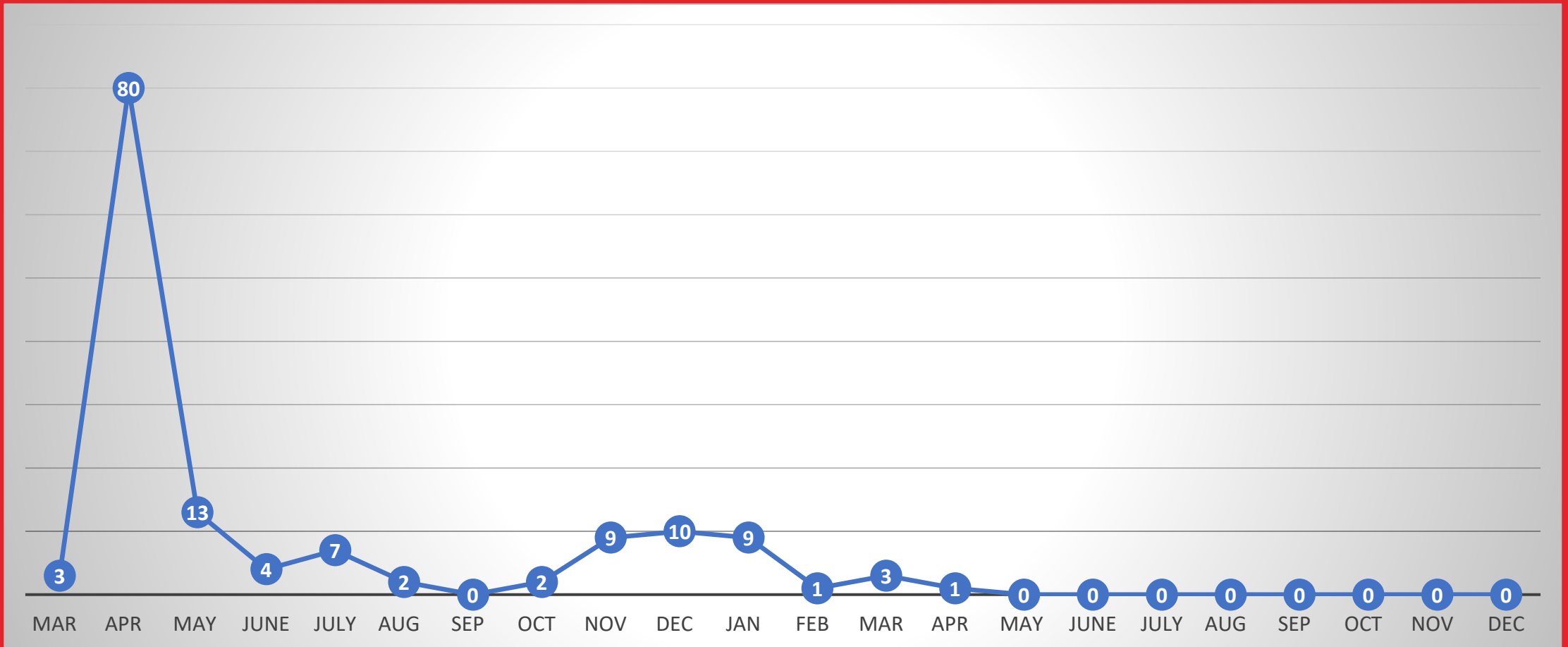
Diagnosis by Month and Placement Type



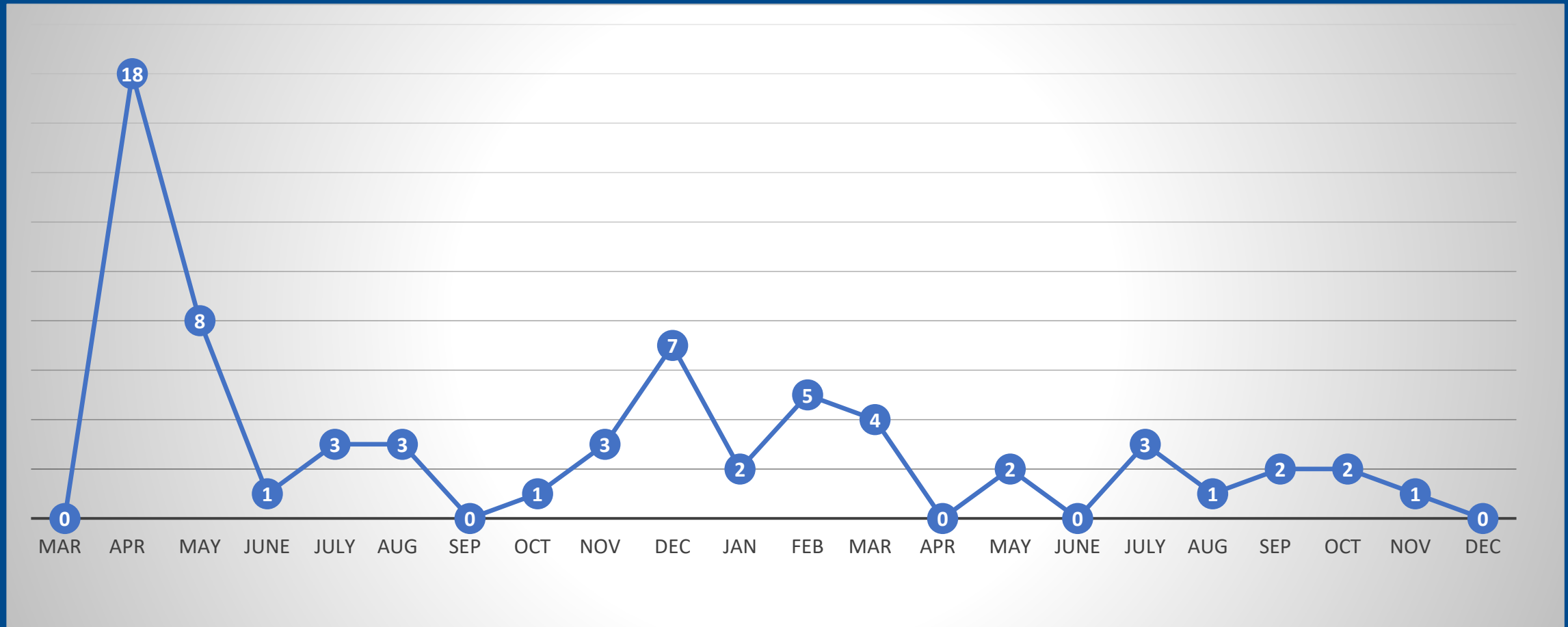
| | Mar | Apr | May | June | July | Aug | Sep | Oct | Nov | Dec | Jan | Feb | Mar | Apr | May | June | July | Aug | Sep | Oct | Nov | Dec |
|--------------|-----|-----|-----|------|------|-----|-----|-----|-----|-----|-----|-----|-----|-----|-----|------|------|-----|-----|-----|-----|-----|
| ICF | 2 | 47 | 20 | 7 | 8 | 2 | 0 | 1 | 16 | 0 | 9 | 3 | 0 | 0 | 0 | 0 | 0 | 0 | 0 | 0 | 0 | 0 |
| Res Hab | 0 | 22 | 4 | 0 | 1 | 0 | 0 | 0 | 5 | 2 | 1 | 3 | 0 | 0 | 0 | 0 | 0 | 2 | 2 | 0 | 1 | 0 |
| SL | 0 | 64 | 16 | 6 | 12 | 10 | 3 | 3 | 11 | 33 | 34 | 4 | 8 | 2 | 0 | 0 | 0 | 4 | 3 | 1 | 1 | 0 |
| Natural Home | 1 | 5 | 8 | 0 | 3 | 3 | 3 | 2 | 4 | 9 | 11 | 1 | 4 | 2 | 0 | 0 | 0 | 0 | 5 | 1 | 1 | 1 |

— ICF — Res Hab — SL — Natural Home

People Who Required Inpatient Treatment of COVID-19 by Month of Diagnosis (total 144)



People Diagnosed with COVID-19 who have died (total 66)

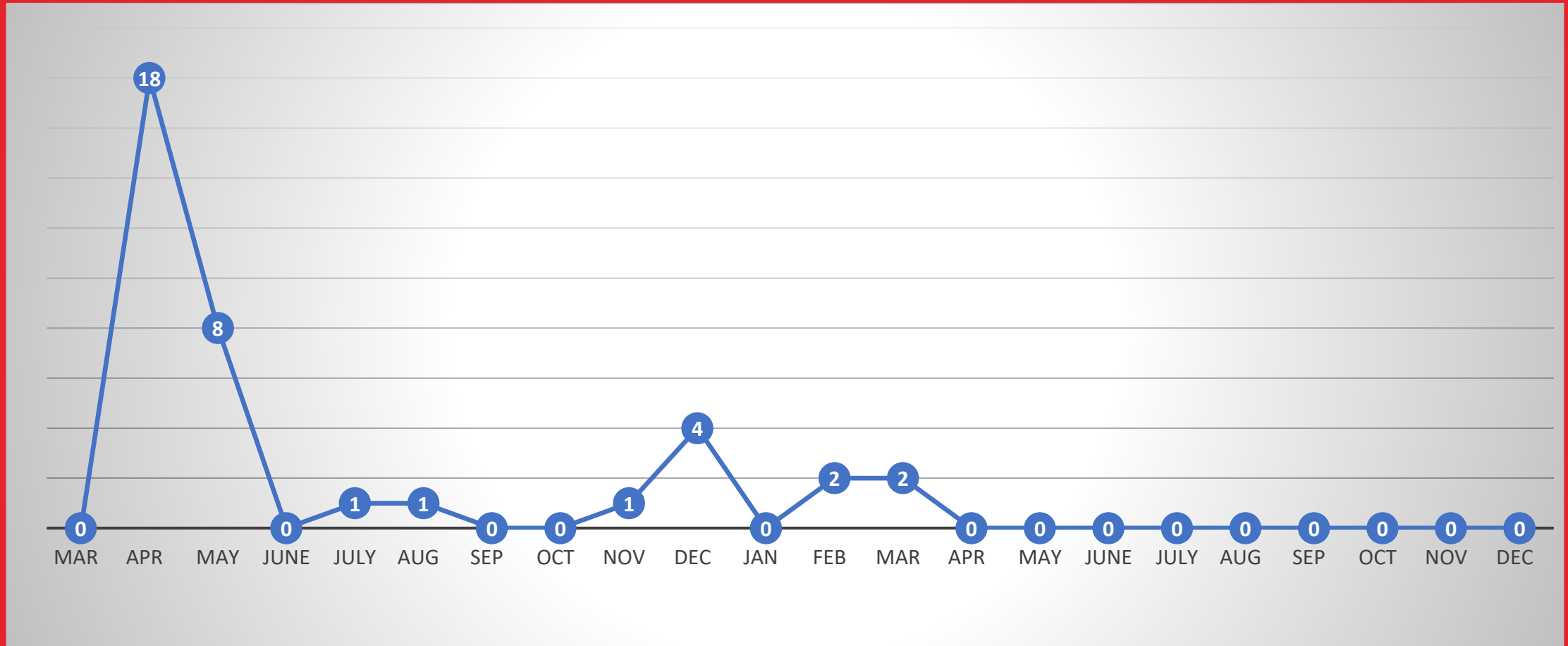


LIFE. YOUR WAY.
Department on
Disability Services

12/10/2021

WE ARE WASHINGTON
GOVERNMENT OF THE
DISTRICT OF COLUMBIA
DC MURIEL BOWSER, MAYOR

People Diagnosed with COVID-19 who have confirmed/presumed COVID related deaths (total 37)



Provider Staff Diagnosed with COVID-19

- 746 Provider Staff have tested positive for COVID-19
- 55 of these staff work for more than one provider
- 10 staff have died from COVID-19

Vaccination Rates

- People Supported by DDA – 82% (updated 12/09/21)
 - Host Homes – 89%
 - ICF – 99%
 - Natural Homes – 65%
 - Residential Habilitation – 97%
 - Supported Living – 91%
- Provider Staff– 94% (updated 12/09/2021)
- DDS staff -94% (updated 12/10/2021)